

Contents

Reading chord diagrams & tablature.3
Reading chord symbols & chord construction.4
C Major Scale - Open Position.5
Arpeggios - Triads - Open Position6
Arpeggios - Sevenths - Open Position.7
C Major Scale - 2nd to 3rd Position.8
Arpeggios - Triads - 2nd to 3rd Position9
Arpeggios - Sevenths - 2nd to 3rd Position.10
C Major Scale - 4th to 5th Position.11
Arpeggios - Triads - 4th to 5th Position.12
Arpeggios - Sevenths - 4th to 5th Position.13
C Major Scale - 7th Position.14
Arpeggios - Triads - 7th Position.15
Arpeggios - Sevenths - 7th Position.16
C Major Scale - 9th to 10th Position.17
Arpeggios - Triads - 9th to 10th Position.18
Arpeggios - Sevenths - 9th to 10th Position.19
C Major Scale - 12th Position.20
Arpeggios - Triads - 12th Position.21
Arpeggios - Sevenths - 12th Position22
C Major Chords.23
C Major Seventh Chords.24
D Minor Chords.25
D Minor Seventh Chords26
E Minor Chords.27
E Minor Seventh Chords.28
F Major Chords29
F Major Seventh Chords30
G Major Chords31
G Dominant Seventh Chords.32
A Minor Chords.33
A Minor Seventh Chords.34
B Diminished Chords (Triads).35
B Minor Seventh Flat Five Chords.36
Power Chords - C5, D5, E5, F5, G5, A537
"A" Minor Pentatonic Scale - Theory38
"A" Minor Pentatonic Scale - Open Position.39
"A" Minor Pentatonic Scale - 2nd to 3rd Position.40
"A" Minor Pentatonic Scale - 5th Position41
"A" Minor Pentatonic Scale - 7th to 8th Position42
"A" Minor Pentatonic Scale - 9th to 10th Position43
"A" Minor Pentatonic Scale - 12th Position.44
Study No. 1 - 12 Bar Rock & Roll45
Study No. 2 - Heavy Rock46
Study No. 3 - Blues47
Study No. 4 - Jazz48
Study No. 5 - Country/Folk49
Study No. 6 - Pop50
Study No. 7 - Latin51
Study No. 8 - Reggae52
Study No. 9 - Celtic53
Study No. 10 - New Age54
Study No. 11 - Dance55
Study No. 12 - Classical56

Reading Chord Diagrams & Tablature

The Hot Guitar Tracks is the study and analysis of the guitar strictly in the key of "C". I have employed the general knowledge of the "C" scales ranging from the open position to the twelfth. All triads and seventh chords that derive from the scale have been presented in six positions or forms. The "A" minor pentatonic, relative of the "C" major is also analyzed in order to encourage the guitar student in the art of improvisation. Also included are "Power Chords" or chords of the fifth to give the student a fundamental understanding in regards to chordal substitution. The twelve studies included within this book give the student the incentive to master the scales and chords in order to achieve an intermediate level of playing ability. The guitar student is urged to memorize the scales and chords presented in this book and then proceed to transpose the studies in other keys. The knowledge and benefits are truly rewarding.

Finally I would like to thank my wife Mary for her great help in the process of recording the CD.

CHARLES AMORE www.amoremusic.com

X = string not played
O = string played open

Left hand fingers

1
2
3

Tablature

Fret Number

6th string
5th string 3rd fret
4th string 2nd fret
3rd string open
2nd string 1st fret
1st string open

C E G C E
Names of Notes

T
A
B

Arpeggios - 4th to 5th Position (Triads)

♩ = 120

A m B dim C D m

T
A
B

5 8 7 8 7 5 8 5 8 7 5 7 5 8 7 8

E m F G A m

T
A
B

7 5 4 5 8 7 5 7 5 4 7 4 7 5 5 5

B dim C D m E m

T
A
B

4 7 6 7 5 5 8 5 7 6 5 6 5 8 7 8


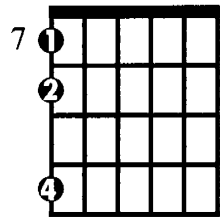
F D m G C

T
A
B

6 5 8 5 6 7 7 7 4 5 4 7 5

C Major Scale - 7th Position

6th string


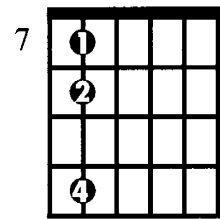


Root

B C D

T
A
B 7 8 10

5th string


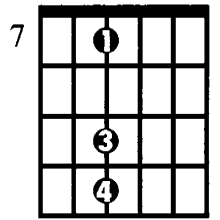


Root

E F G

T
A
B 7 8 10

4th string


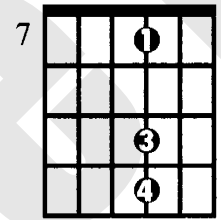


Root

A B C

T
A 7 9 10
B

3rd string


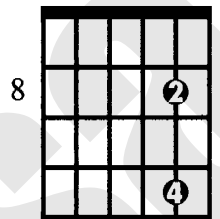


Root

D E F

T
A 7 9 10
B

2nd string


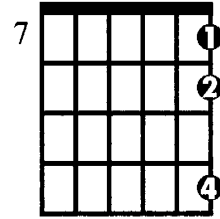


Root

G A

T 8 10
A
B

1st string



Root

B C D

T 7 8 10
A
B